



**LUZ**

**DIFUSION**

**LUZ**

**DIFUSION**



Luz Difusión fue creada en 1985 como marca de diseño, fabricación y comercialización de aparatos de iluminación decorativa. Desde sus inicios, los diseños han sido producidos con una clara vocación creativa e innovadora incidiendo en la calidad de los materiales para conseguir productos eficaces, funcionales y adaptables a cualquier ambiente. Siguiendo su propio estilo, Luz Difusión ha creado en las últimas colecciones objetos de estética atractiva y contemporánea. Lámparas con un concepto muy original en el tratamiento de los materiales más básicos como el metal, el textil y el cristal, o los más originales como la malla de polietileno. Siendo fiel al origen artesanal del sector y huyendo de la mecanización y de la producción masiva, Luz Difusión siempre ha respetado la tradición apostando a la vez por la experimentación y la vanguardia. En el diseño y la fabricación, Luz Difusión dispone de una flexibilidad y agilidad indispensables para llevar a cabo cualquier tipo de proyecto. Lámparas especiales para una necesidad concreta. Pantallas de grandes dimensiones con los más variados materiales pueden ser producidas en un periodo muy corto de tiempo. Artículos con bombillas específicas para instalaciones donde el bajo consumo es primordial son realizados de acuerdo con los requisitos de cada proyecto. Luz Difusión encuentra una solución eficaz e inteligente para cualquier demanda de los profesionales de la iluminación, la decoración y el interiorismo. En todas las piezas de cristal se utilizan materias primas de máxima calidad. Su fabricación la realiza un maestro artesano mediante la técnica del soplado manual. Es un sistema que prácticamente no ha variado con el paso del tiempo y la combinación de estos métodos tradicionales con los procesos modernos de fabricación contribuye a la creación de piezas únicas de gran valor. Todas las partes metálicas de los aparatos de iluminación han pasado un alto control de calidad y han sido manipuladas por trabajadores cualificados.

*Luz Difusion was created in 1985 as a brand of design, manufacture and marketing of decorative lighting appliances. From the beginning, production of its designs has involved clear creative, innovative commitment and quality materials to yield efficient and functional products suited to any surroundings. Luz Difusión has the essential flexibility and agility in design and manufacture to undertake projects of all kinds. Special lamps for specific needs or large shades in the broadest range of materials can be produced in a very short time. Articles with special bulbs for installations in which low-consumption is a priority are made to meet the requirements of each project. Luz Difusion finds efficient and intelligent solutions to any requirement by professionals in lighting, decoration and interior design. All the glass items feature top-quality raw materials. They are manufactured by a master craftsman who uses a manual blowing technique. This system has remained practically unchanged over the years and the combination of traditional methods with modern manufacturing processes has prompted the creation of unique and extremely valuable items. Electronic components bear the relevant safety labels and have been certified by the authorities in the sector. All the metal parts in the lighting appliances comply with strict quality control requirements and have been handled by skilled workers.*

## ÍNDICE / INDEX

2098 F40 · **162**  
2098/2099 R30-R40-R48  
-R65-R90 · **161**  
2098 T40 · **163**

2121-3 · **157**  
2126-1 · **159**  
2130-3 · **158**

2160 A3 · **107**  
2160 A4 · **107**  
2160 A5 · **107**  
2160 A7 · **107**  
2160 A9 · **107**

2160 AT3 · **109**  
2160 AT4 · **109**  
2160 AT5 · **105**  
2160 AT7 · **107**  
2160 AT9 · **109**

### B

Barcino F · **52**  
Barcino T · **53**  
Barcino W · **54**

Boogie C30-C60-C90 · **80**  
Boogie C30-C60-C90 Track · **83**  
Boogie Extension 25-50-75-100 · **84**  
Boogie S1 · **82**  
Boogie Sofito · **86**  
Boogie Track · **83**  
Boogie W1 · **78**

Boogie mini C30-C60-C90 · **93**  
Boogie mini C30-C60-C90 Track · **98**  
Boogie mini Flexo · **94**  
Boogie mini S1 · **97**  
Boogie mini W1 · **92**

Boogie glass S1 · **100**  
Boogie glass W1 · **101**

### C

City S8 · **148**  
City W1 · **146**  
City W2 · **151**  
City W3 · **149**

Cooper F · **134**  
Cooper S · **136**  
Cooper T · **137**

Chapelle R125 · **42**  
Chapelle R225 · **43**

### E

Eau de T. S1 · **153**  
Eau de T. S2 · **155**  
Eau de T. S3 · **155**  
Eau de T. SC3 · **154**  
Eau de T. SC4 · **154**  
Eau de T. SC6 · **154**

Espace Oval 60 · **38**  
Espace Oval 80 · **38**  
Espace Oval 100 · **38**  
Espace Round 70 · **39**  
Espace Round 100 · **39**

### F

Factory S18 · **127**  
Factory W1 · **130**  
Factory W2 · **130**  
Factory W2 Doble · **128**

### K

Kendo W1 · **118**  
Kendo W2 · **120**  
Kendo W3 · **120**  
Kendo W4 · **120**

### L

Loki · **110**

Lampadica · **122**

### M

Mauro S1 · **138**  
Mauro W1 · **139**

Metzer C1 · **70**  
Metzer C43 · **73**  
Metzer Track · **75**

Monocle S1 · **143**  
Monocle C1 · **140**  
Monocle Track · **144**

Mute S1 · **114**

### P

Pop C15 · **32**  
Pop S1 · **34**  
Pop S2 · **36**  
Pop S3 · **28**  
Pop S4 · **26**  
Pop S10 · **27**  
Pop S20 · **30**  
Pop S30 · **30**

### S

Sky · **46**

Salter C1 · **64**  
Salter C50 · **65**  
Salter Track · **66**

Spiegel · **158**

Stupa F · **51**  
Stupa S · **49**  
Stupa T · **50**

Sucursal C1 · **62**  
Sucursal S1 · **62**  
Sucursal W1 · **61**

**SUSPENSIÓN / *SUSPENSION***

**SUSPENSIÓN / *SUSPENSION***


**2098**  
(p. 161)



R30




R40



R48



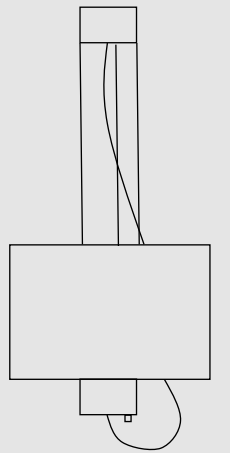
R65



R90



**2121-3**  
(p. 157)



**BOOGIE S1**  
(p. 82)



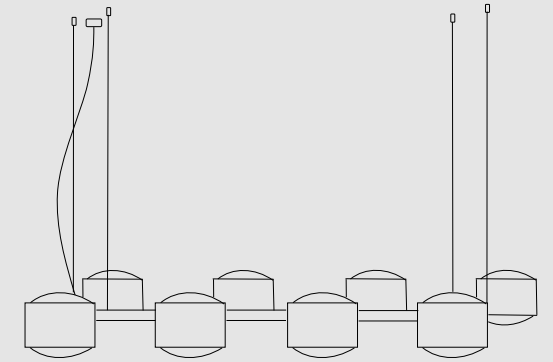
**BOOGIE MINI S1**  
(p. 97)



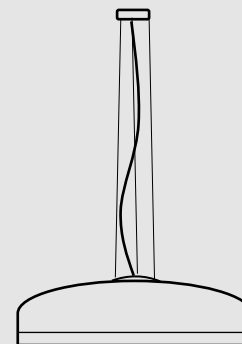
**BOOGIE GLASS S1**  
(p. 100)



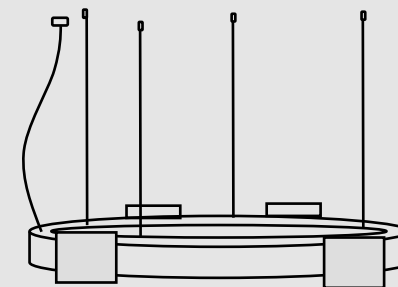
**CITY S8**  
(p. 148)



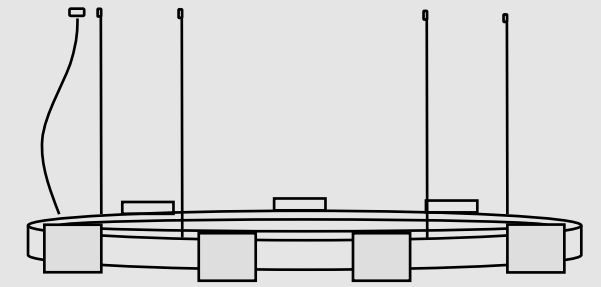
**COOPER S**  
(p. 136)



**CHAPELLE S125**  
(p. 42)



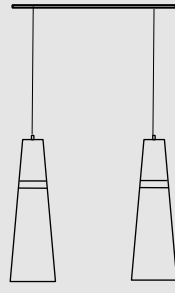
**CHAPELLE S225**  
(p. 43)



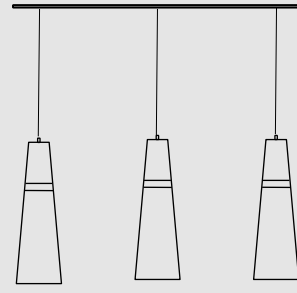
**EAU de T. S1**  
(p. 153)




**EAU de T. S2**  
(p. 155)



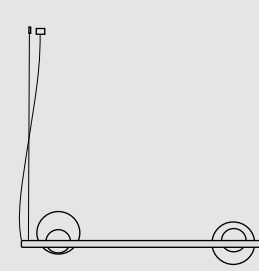
**EAU de T. S3**  
(p. 155)



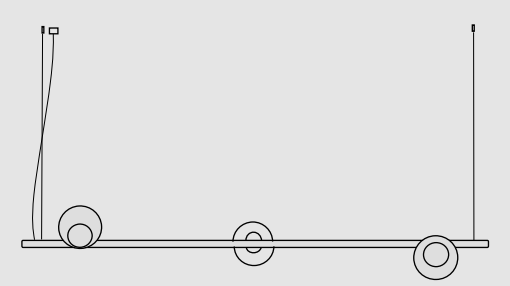
**POP S1**  
(p. 34)



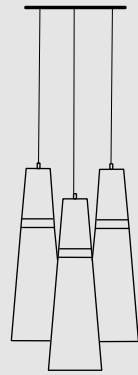
**POP S2**  
(p. 36)



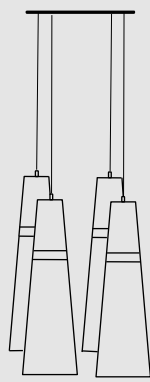
**POP S3**  
(p. 28)



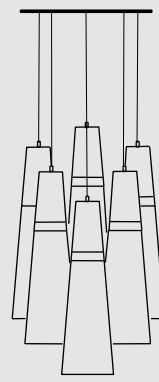
**EAU de T. SC3**  
(p. 154)



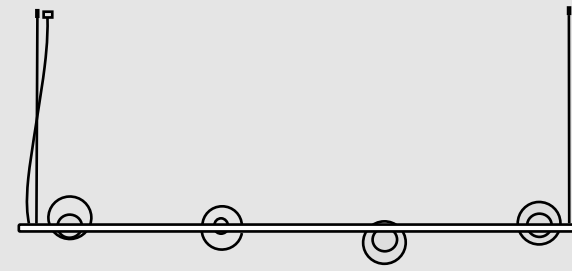
**EAU de T. SC4**  
(p. 154)



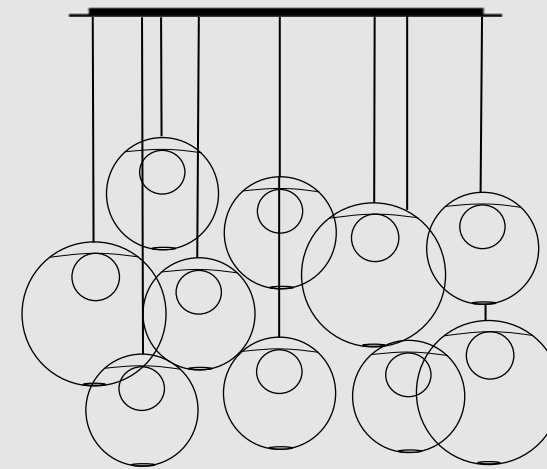
**EAU de T. SC6**  
(p. 154)



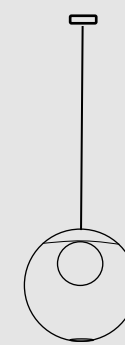
**POP S4**  
(p. 26)



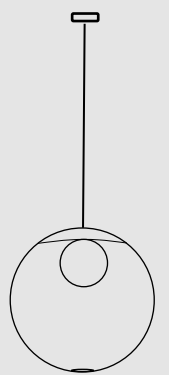
**POP S10**  
(p. 27)



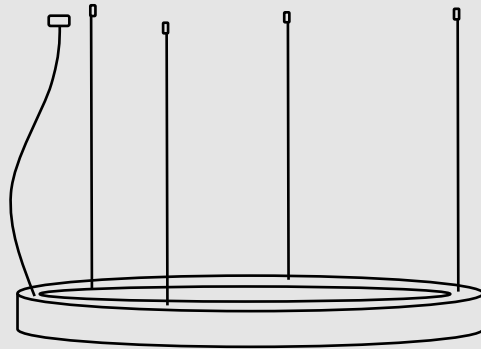
**POP S20**  
(p. 30)



**POP S30**  
(p. 30)



**ESPACE**  
(p. 41)




**FACTORY S1**  
(p. 127)



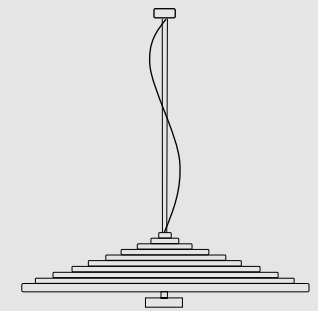
**LOKI**  
(p. 110)



**SKY**  
(p. 46)



**STUPA S**  
(p. 49)



**MAURO S1**  
(p. 138)



**MONOCLE S1**  
(p. 143)




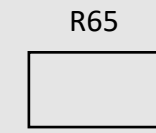
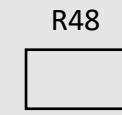
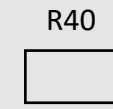
**MUTE**  
(p. 114)



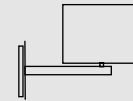
**PARED-TECHO / WALL-CEILING**

**PARED-TECHO / WALL-CEILING**

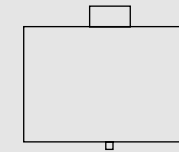
**2099**  
(p. 161)



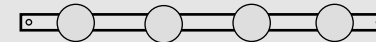
**2126-1**  
(p. 159)







**2130-3**  
(p. 158)



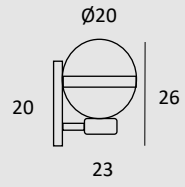
**2160'S**  
(p. 107)



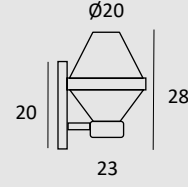
**2160'S AT**  
(p. 109)



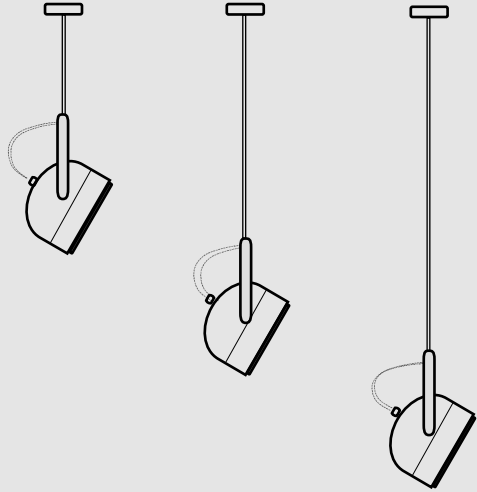
**BARCINO W  
GLASS**  
(p. 54)



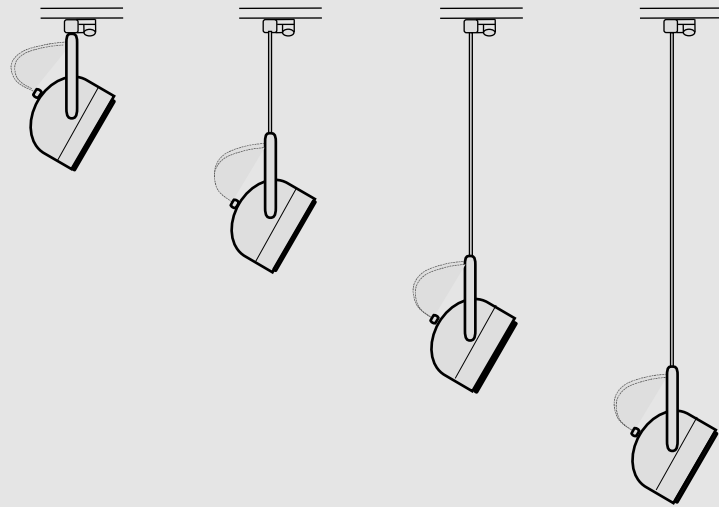
**BARCINO W  
SHADE**  
(p. 54)



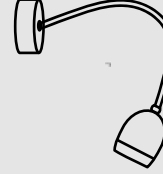
**BOOGIE C30-C60-C90**  
(p. 80)



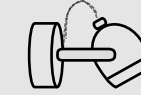
**BOOGIE TRACK 30-60-90**  
(p. 83)



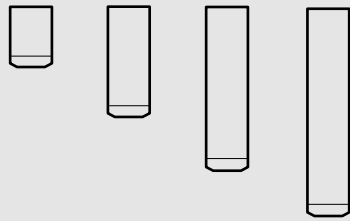
**BOOGIE MINI FLEXO**  
(p. 94)



**BOOGIE MINI W1**  
(p. 92)



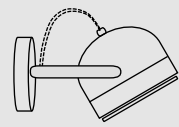
**BOOGIE EXTENSION**  
(p. 84)



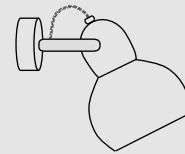
**BOOGIE SOFITO**  
(p. 86)



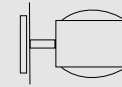
**BOOGIE W1**  
(p. 78)




**BOOGIE GLASS**  
(p. 101)



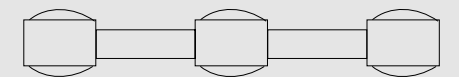
**CITY W1**  
(p. 146)



**CITY W2**  
(p. 149)



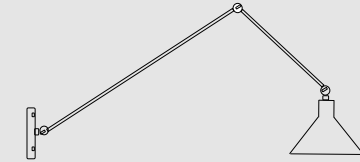
**CITY W3**  
(p. 151)



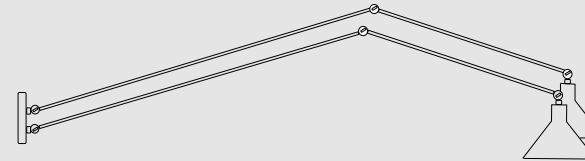
**FACTORY W1**  
(p. 130)



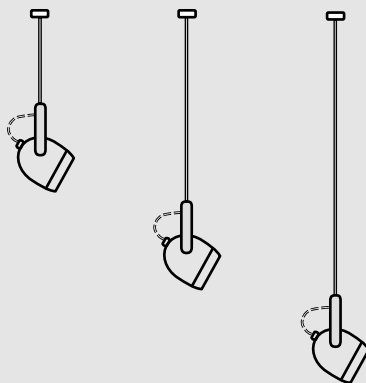
**FACTORY W2**  
(p. 130)



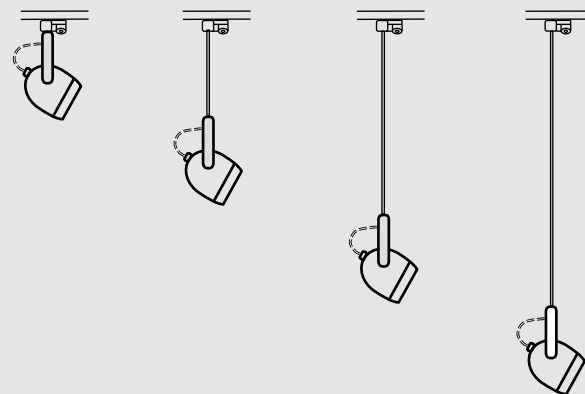
**FACTORY W2 DOBLE**  
(p. 128)



**BOOGIE MINI C30-C60-C90**  
(p. 93)




**BOOGIE MINI TRACK 30-60-90**  
(p. 98)




**KENDO W1**  
(p. 118)




**KENDO W2**  
(p. 120)



**KENDO W3**  
(p. 120)

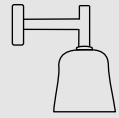


**KENDO W4**  
(p. 120)





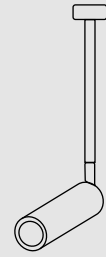
**MAURO W1**  
(p. 139)



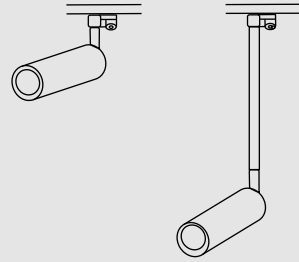
**METZER C1**  
(p. 70)



**METZER C43**  
(p. 73)



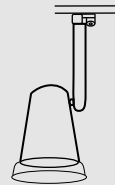
**METZER TRACK**  
(p. 75)



**MONOCLE C1**  
(p. 140)



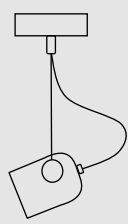
**MONOCLE TRACK**  
(p. 144)



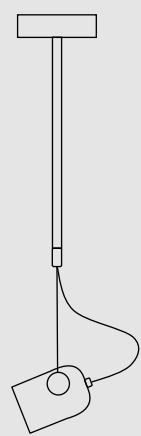
**POP C15**  
(p. 32)



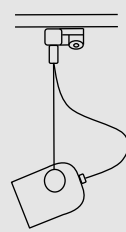
**SALTER C1**  
(p. 64)



**SALTER C50**  
(p. 65)



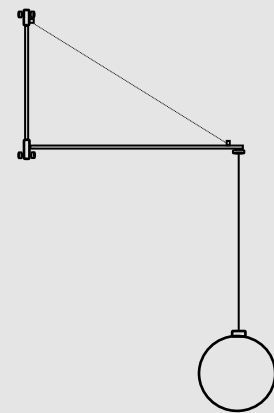
**SALTER TRACK**  
(p. 66)



**SPIEGEL**  
(p. 158)



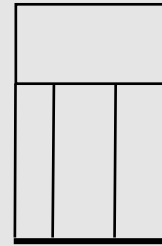
**SUCURSAL W1**  
(p. 61)



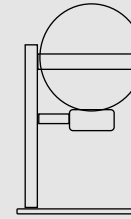
**SOBREMESA/ TABLE**

**SOBREMESA / TABLE**

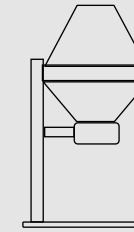
**2098 T40**  
(p. 163)



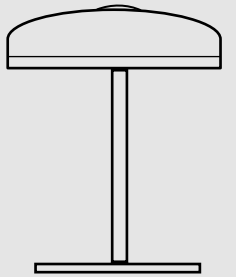
**BARCINO T  
GLASS**  
(p. 53)



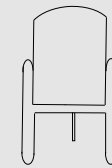
**BARCINO T  
SHADE**  
(p. 53)



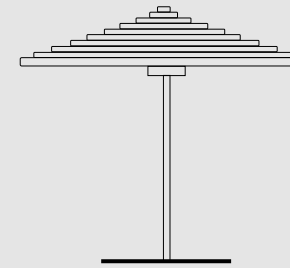
**COOPER T**  
(p. 137)



**LAMPADICA**  
(p. 122)




**STUPA T**  
(p. 50)



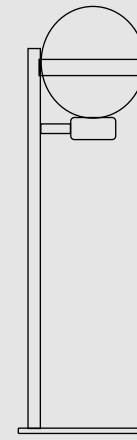
**SUELO / FLOOR**

**SUELO / FLOOR**

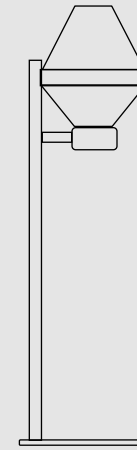
**2098 F40**  
(p. 162)



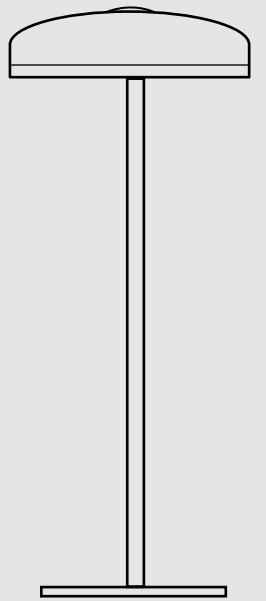
**BARCINO F  
GLASS**  
(p. 52)




**BARCINO F  
SHADE**  
(p. 134)



**COOPER F**  
(p. 134)



**STUPA F**  
(p. 51)



**COLECCIONES / *COLLECTIONS***

# POP




Colección compuesta por cristal soplado en varios colores brillantes y translúcidos: rosa, azul, ámbar o blanco satinado. El difusor interno es otra bola de cristal satinada donde se aloja la luminaria Led. El modelo Pop S10 está formado por 7 (Ø20cm) + 3 (Ø30cm) cristales siendo posible combinar varios colores.

*Collection made of hand blown glass in several translucent and bright color like rosegold, blue, amber or satin. The inner diffuser is another glass globe in satin finish covering a G9 led bulb. The model Pop S10 is composed by 7 (Ø20cm) + 3 (Ø30cm) glasses making possible to combine different colours.*





POP S4




POP S10





POP S30



POP S20

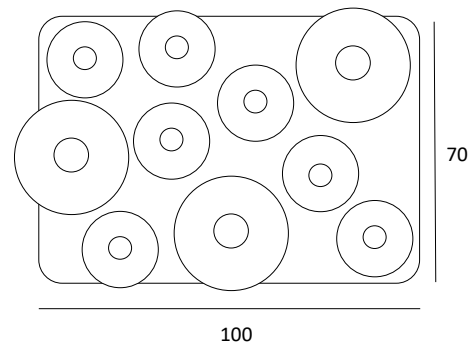
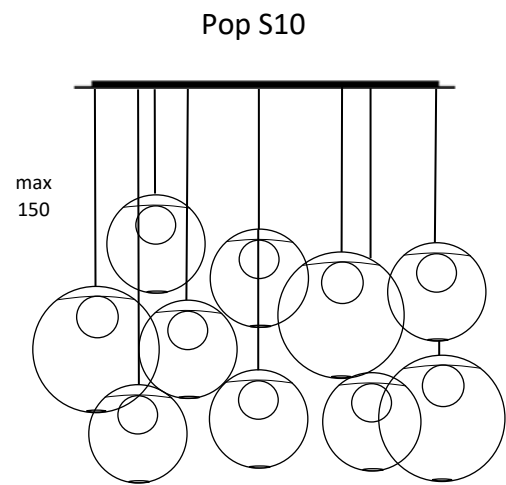






POP S1

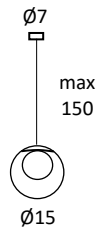




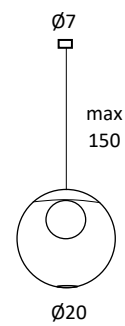
Pop C15



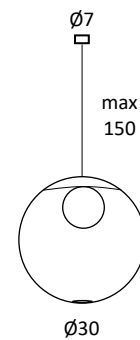
Pop S15



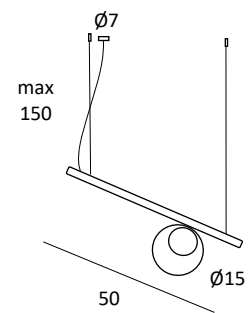
Pop S20



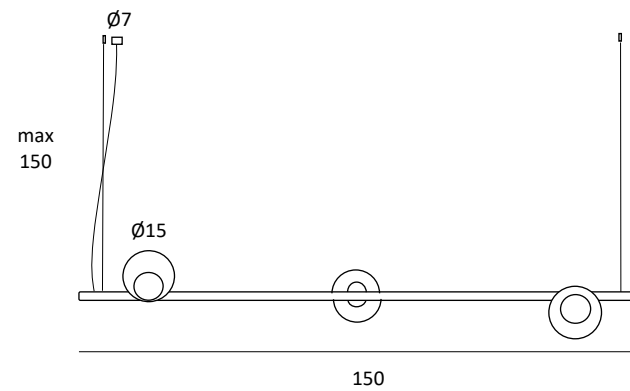
Pop S30



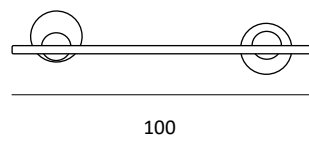
Pop S1



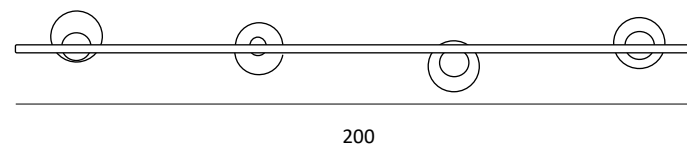
Pop S3



Pop S2



Pop S4



Acabados (metal) · Finishes (metal)

- negro · black
- oro · gold

Acabados (cristal) · Finishes (glass)

- satinado · satin
- ámbar · amber
- rosa · rose
- azul · blue

POP

Material: metal y cristal · G9 LED · Cristal: Ø15, Ø20 o Ø30cm · Florón: Ø7cm · Cable 150cm · Bombilla incluida

Material: metal and glass · G9 LED · Glass: Ø15, Ø20 or Ø30cm · Canopy: Ø7cm · Cable 150cm · Bulb included

Design · Sánchez Guisado arquitectos

# ESPACE



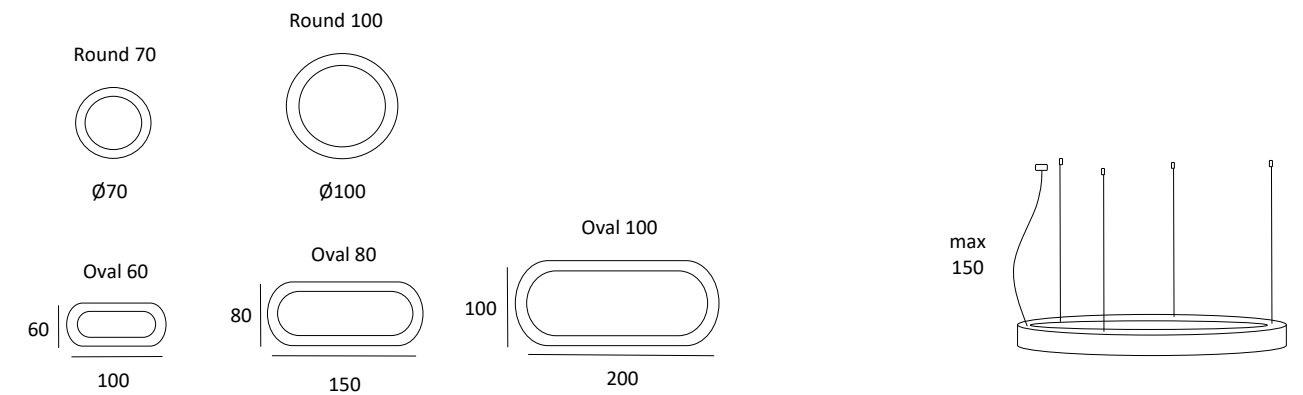
OVAL 60

Colección de colgantes en varias medidas con dos tipos de formas: circular y ovalado. A lo largo de su estructura metálica, están insertados varios puntos de luz repartidos de forma equidistante para conseguir una iluminación homogénea. El modelo ovalado es muy adecuado para instalar sobre mesas rectangulares u ovaladas, (comedor, reuniones, oficinas, etc.) proporcionando una iluminación muy puntual y concreta, gracias a su luminaria cuyo ángulo de apertura es solamente de 30°. Además de las medidas estándar, también se pueden realizar tamaños y acabados especiales.

*A collection of circular and oval pendants, available in various sizes. Several light points are inserted along the metallic structure, evenly distributed in order to achieve homogeneous lighting. The oval model is highly suitable for installation above rectangular or oval tables (dining rooms, meeting rooms, offices, etc.) The lighting is very focused and precise, thanks to the use of light points with an opening angle of only 30 degrees. In addition to the standard sizes available, custom measurements and finishes can also be produced.*



ROUND 70



**Acabados (metal) · Finishes (metal)**

● negro · black

**ESPACE**

Material: metal · Cables de acero de suspensión · LED 3,5W 170lm 2700K 30°. **OVAL 60x100:** 6xLED; **OVAL 80x150:** 8xLED; **OVAL 100x200:** 10xLED · **ROUND 70:** 4xLED; **ROUND 100:** 6xLED  
Bombilla incluida

Material: metal · Steel suspension cables · LED 3,5W 170lm 2700K 30°. **OVAL 60x100:** 6xLED; **OVAL 80x150:** 8xLED; **OVAL 100x200:** 10xLED · **ROUND 70:** 4xLED; **ROUND 100:** 6xLED  
Bulb included

Design · Sánchez Guisado arq.


# CHAPELLE



Lámpara diseñada para su instalación en la Iglesia de Notre Dame del Bon Secours (Lyon). Está formada por un doble aro de aluminio con cuatro focos repartidos de manera equidistante. El diámetro estándar es 125cm, no obstante se puede producir con medidas especiales hasta 225cm. Su ligereza la hace muy conveniente para iluminar grandes espacios con mucha altura. Las luminarias pueden ser personalizadas en lúmens, ángulo de apertura, temperatura y potencia. Y también en sus acabados.

*Lamp designed for installation in the Church of Notre Dame del Bon Secours (Lyon). It is made up of a double aluminum ring with four spotlights distributed equidistantly. The standard diameter is 125cm, however it can be produced with special measures up to 225cm. Its lightness makes it very suitable for lighting large spaces with a lot of height. The luminaires can be customized in lumens, opening angle, temperature and power. And also in its finish.*

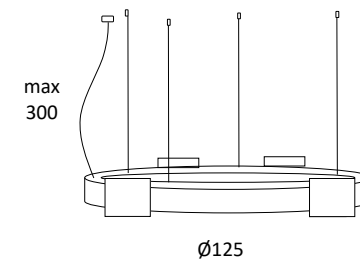




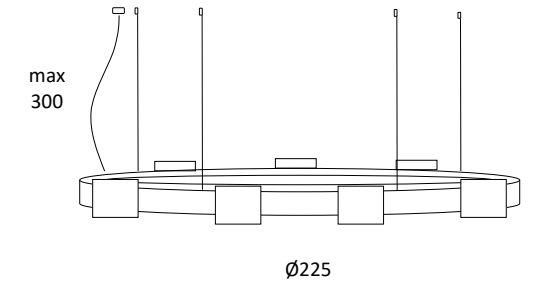
CHAPELLE R125



Chapelle R125



Chapelle R225



**Acabados · Finishes**

- blanco · white
- negro · black
- granate · garnet

**CHAPELLE**

Material: metal · GU10 LED 13W 3000K 45° · Bombilla incluida

Material: metal · GU10 LED 13W 3000K 45° · Bulb included

# SKY



Luminaria en forma de óvalo de grandes dimensiones instalada en el lobby del hotel Meliá Sky de Barcelona, edificio emblemático proyectado por el arquitecto francés Dominique Perrault. La estructura del óvalo mide 13 x 7 metros fabricada en acero inoxidable de la cual se suspenden 1080 tubos de aluminio de 2,27 metros de altura. La iluminación es mediante fibra óptica. En el extremo inferior de cada tubo, una pieza cóncava reflectante sujeta en el interior la punta final de la fibra irradiando la luz de manera uniforme y homogénea. Los 1080 puntos de luz se alimentan con sólo cuatro generadores de LED de 50W consiguiendo un rendimiento lumínico constante y un mantenimiento extremadamente simple. Es un tipo de luminaria muy versátil y aplicable a múltiples entornos y situaciones permitiendo adaptar diferentes configuraciones, formas, acabados o tamaños de acuerdo con las exigencias de cada proyecto. Esta composición de luz es una de las primeras y agradables impresiones visuales que reciben los huéspedes del hotel. Es un elemento de gran singularidad y proporciona una sensación muy atractiva y envolvente del espacio.

*Oversized oval shaped light installation in the lobby of the hotel Meliá Barcelona Sky, iconic building designed by French architect Dominique Perrault. The oval structure measures 13 x 7 meters and is made of stainless steel. 1080 aluminum tubes, each measuring 2.27 meters in length, are suspended within this structure. The light source is fiber optic. A reflective concave piece at the lower end of each tube fastens the fiber tip, creating uniform and homogeneous illumination. The 1080 points of light are fed using only four 50W LED generators, achieving consistent light output with extremely simple maintenance. A very versatile type of light fixture, it is applicable to multiple environments and situations, allowing for different configurations, shapes, finishes and sizes according to the requirements of each project. This light composition is one of the first and most pleasing visual impressions received by hotel guests. It is a highly unique element that provides a very attractive and warm atmosphere.*





# STUPA



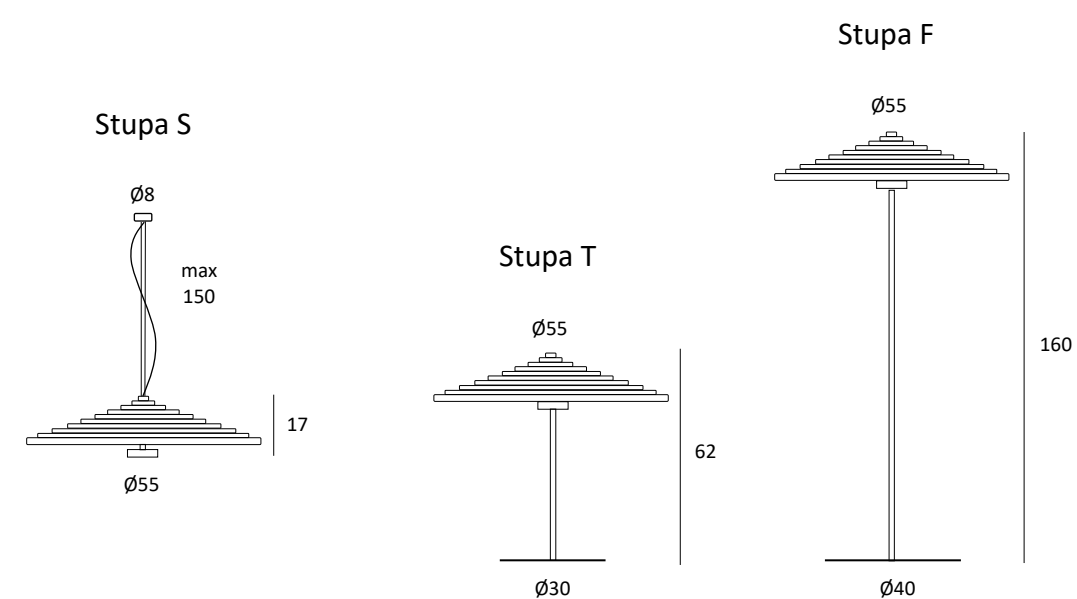

Inspirado en los monumentos funerarios budistas, Stupa está fabricado sobre un molde que a partir de un eje central se despliegan varios discos decrecientes y concéntricos. Fabricado en aluminio, se caracteriza por su aspecto ligero e ingrávido.

*Inspired by the Buddhist funerary monuments, Stupa is produced on a mould which, starting from a central axis opens out into multiple descending concentric disks. Made of aluminum, it is characterized by its lightness and weightlessness.*





STUPA T



**Acabados · Finishes**

- blanco · white
- negro · black

**STUPA**

Material: aluminio · Tres cables de acero de suspensión ·  
LED 18W 2700K 2200lm · Bombilla no incluida

Material: aluminium · Three steel suspension cables · LED  
18W 2700K 2200lm · Bulb not included

Design · Pablo Romagosa


# BARCINO

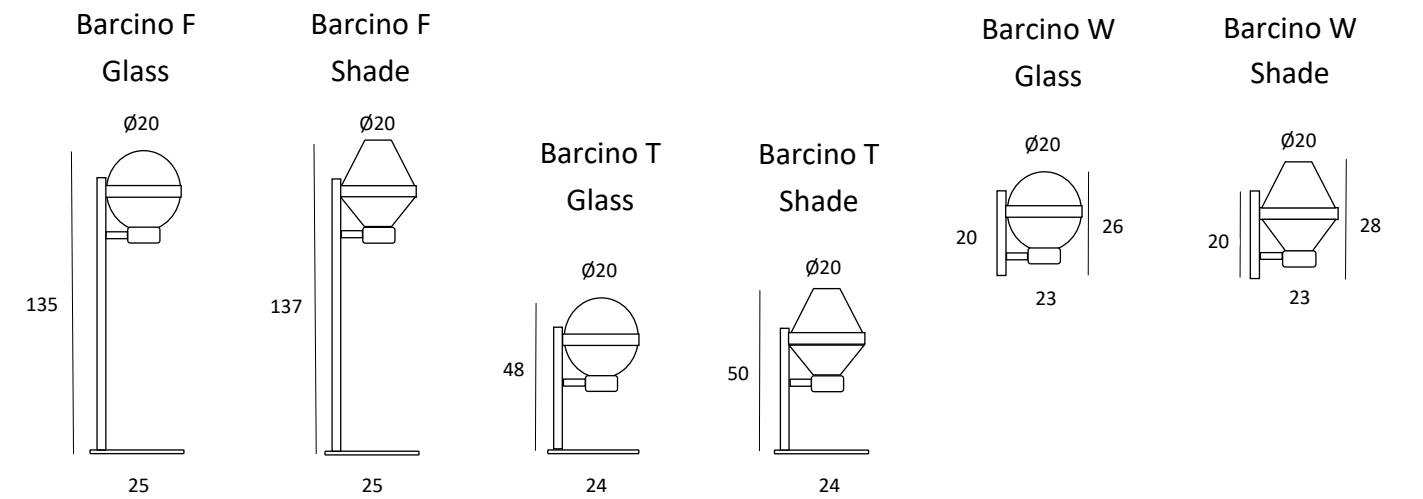




Concepto de lámpara muy popular para las entradas de los edificios de viviendas en la Barcelona de los años 60 y 70. El modelo Barcino actualiza el original alojando una luminaria COB en la base. De esta manera se consigue iluminar el difusor de cristal desde la parte inferior evitando la visión directa de la fuente de luz. Un recurso estético para la versión en azul y fumé.

*A very popular lamp concept for the entrances of residential buildings in Barcelona during the 1960s and 70s, the Barcino model updates the original by housing a COB light at the base. In this way the glass diffuses the light from the bottom, avoiding direct exposure to the light source and providing an aesthetic touch for both blue and smoked versions.*







**Acabados (metal) · Finishes (metal)**

- negro · *black*
- marrón · *brown*

**Pantalla · Lampshade**

- blanco · *white*

**Acabados (cristal) · Finishes (glass)**

- azul · *blue*
- fumé · *smoked*
- blanco · *white*

**BARCINO**

Material: metal y cristal (o pantalla de tela) ·  
COB LED · 6,8W 463lm 2700K · Bombilla incluida

Material: metal and glass (or fabric shade) ·  
COB LED · 6,8W 463lm 2700K · Bulb included

Design · Pablo Romagosa

# SUCURSAL

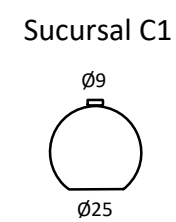
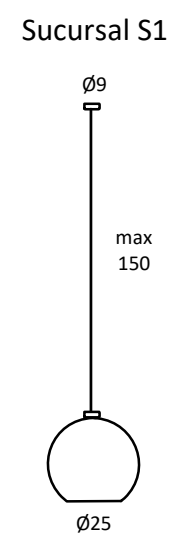
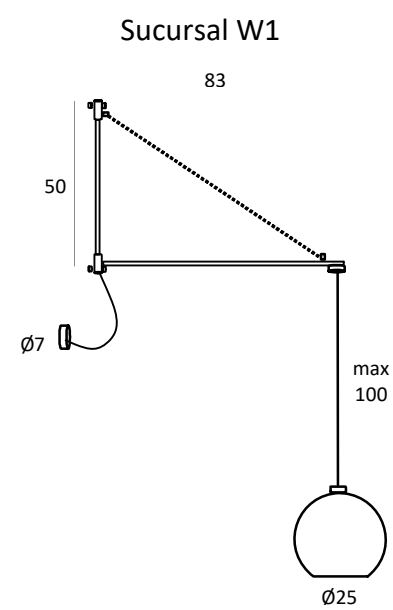


Colección de luminarias especialmente proyectada para el restaurante Sucursal Aceitera de Barcelona. Los difusores son cristales en forma de globo tres cuartos que toman la forma de una aceituna disponible en dos medidas y cuatro acabados distintos. La versión aplique de pared dispone de un brazo orientable derecha-izquierda. La estructura metálica se ofrece en tres colores con el cable a juego. En la versión en marrón, el cable es trenzado.

*Collection of light fixtures specially designed for Sucursal Aceitera restaurant in Barcelona. The diffusers are glass, three-quarter globes, in the shape of an olive. They are available in two sizes and four different finishes. The wall-mounted version has an adjustable left-right arm. The metal structure is offered in three colors with matching cable. With the brown version, the cable is braided.*








---

**Acabados (metal) · Finishes (metal)**

- blanco · white
- negro · black
- marrón · brown

---

**Acabados (cristal) · Finishes (glass)**

- ámbar · amber
- blanco · white

---


**SUCURSAL**

Material: metal y cristal · E27 LED · Cristal: Ø25cm  
 · **Sucursal W1**: brazo orientable (derecha-izquierda) · Bombilla no incluida

Material: metal and glass · E27 LED · Glass: Ø25cm · **Sucursal W1**: adjustable arm (right-left) · Bulb not included



# SALTER



Foco en forma de cubilete disponible en dos alturas y versión track. Orientable horizontalmente gracias a una rótula soldada sobre la placa cuadrada y a su eje vertical mediante un disco a un lado del foco.

*A cup shaped spotlight available in two heights as well as a track version. It is adjustable both vertically and horizontally.*



SALTER C50

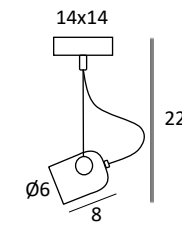


SALTER TRACK

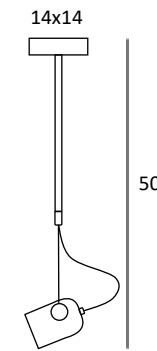




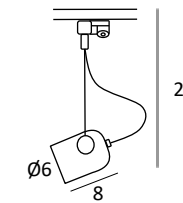
Salter C1



Salter C50



Salter Track



**Acabados (metal) · Finishes (metal)**

- blanco · *white*
- negro · *black*
- oro · *gold*
- oro&blanco · *gold&white*

**SALTER**

Material: aluminio · GU10 LED · Bombilla incluida

Material: aluminium · GU10 LED · Bulb included

Design · Pablo Romagosa

# METZER



Foco en forma cilíndrica disponible en dos alturas y versión track para carril trifásico. Orientable tanto vertical como horizontalmente gracias a una rótula doble eje de latón colocada en la base y dispuesta en su acabado natural.

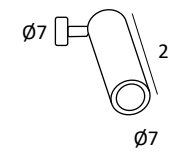
*A cylindrical shaped spotlight available in two heights as well as a track version for a three-phase rail. It is adjustable both vertically and horizontally thanks to a brass double axle hinge placed in the base and set in its natural finish.*



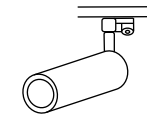




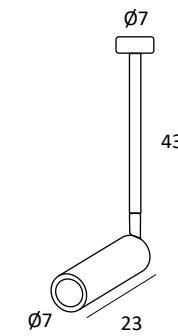
Metzer C1



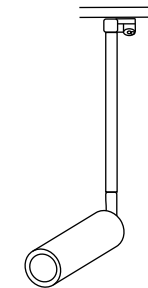
Metzer Track



C43



C43 Track



**Acabados (metal) · Finishes (metal)**

- blanco · white
- negro · black
- marrón · brown


**METZER**

Material: metal y latón (rótula) · LED 8W ·  
Bombilla incluida

Material: metal and brass (swivel) · LED 8W ·  
Bulb included


Design · Pablo Romagosa

# BOOGIE



Inspirada en los faros de las motocicletas antiguas, la colección Boogie ofrece una amplia variedad de aplicaciones en focos de estilo vintage para uso doméstico y público. Apliques, plafones, colgante en seis combinaciones de color diferentes. Se ha ampliado la gama con más versiones para carril (track) y los modelos de plafón Extension en varias alturas diferentes, muy útiles para instalaciones e iluminación arquitectónica. Boogie "monocromo" es una nueva versión de la colección de focos en acabados monocromos con la finalidad de actualizarlos a las nuevas corrientes estéticas y decorativas. Los colores propuestos son cobre, oro, cromo, blanco, negro y marrón.

*Inspired by the headlights of old motorcycles, the Boogie collection offers a wide variety of spots in vintage style for domestic and public use. Wall, ceiling and pendant in six different colour combinations. It has expanded the range with versions for rail and extension: ceiling models in several different heights are very useful for architectural lighting. Boogie "monochrome" is a new version of the monochrome finish spotlight collection. It updates to the latest aesthetics and decorative trends. This collection is available in copper, gold, chrome, white, black and brown finishes.*









BOOGIE C90



BOOGIE S1




BOOGIE TRACK

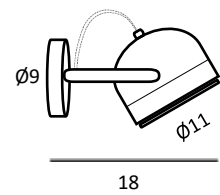




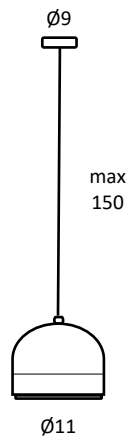
BOOGIE SOFITO



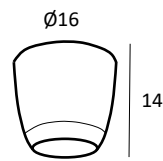
Boogie W1



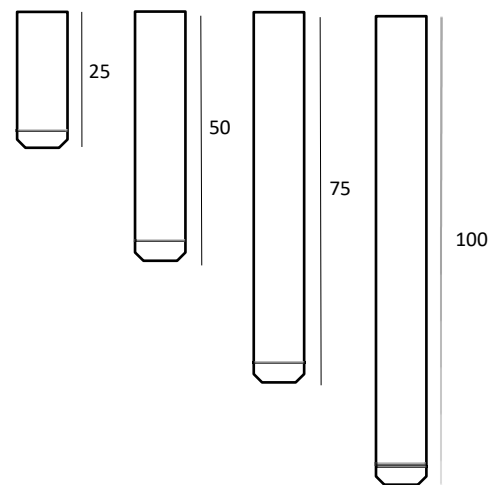
Boogie S1



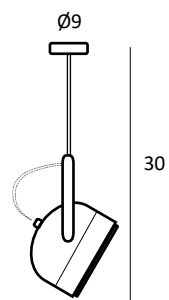
Boogie Sofito



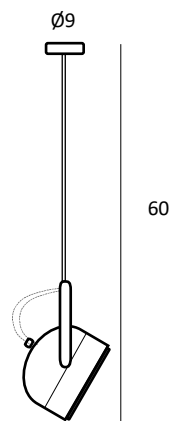
Boogie Extension



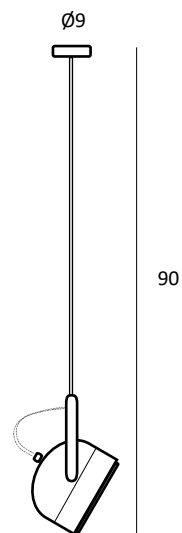
C30



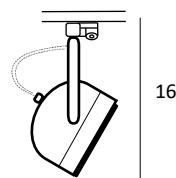
C60



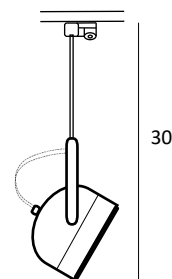
C90



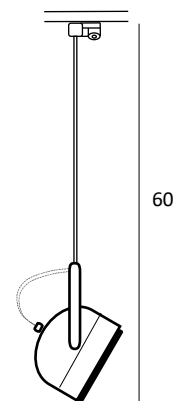
Track



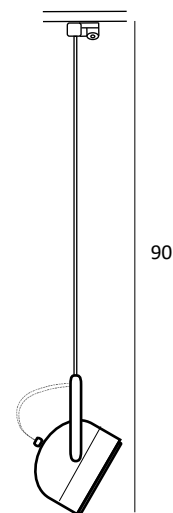
Track C30



Track C60



Track C90



Acabados (metal) · Finishes (metal)


-  blanco · white
-  negro · black
-  cromo · chrome
-  cobre · copper
-  oro · gold
-  blanco&cromo · white&chrome
-  negro&cromo · black&chrome
-  níquel&cromo · nickel&chrome

BOOGIE

Material: metal · Cable de teflón recubierto de silicona.  
Luz directa · **Boogie W1/C30/C60/C90/S1/Track:** 1xGU10 LED 13W · **Boogie Extension:** 1xE27 LED 8W · **Boogie Sofito:** 1xE27 LED 10W · Bombilla incluida

Material: steel · Internal teflon cable silicone-coated · Direct light · **Boogie W1/C30/C60/C90/S1/Track:** 1xGU10 LED 13W · **Boogie Extension:** 1xE27 LED 8W · **Boogie Sofito:** 1xE27 LED 10W · Bulb included

# BOOGIE MINI



Boogie de dimensiones más reducidas adaptado a una bombilla LED 8W 3000K. Su diseño es más ovalado que su hermano mayor. Su aplicación es como aplique o plafón y es una alternativa simple y decorativa para iluminar multitud de estancias y recintos diversos.

*Boogie smaller size adapted to the widespread light LED 8W 3000K. Its design is more oval than his older brother. Its application is either for ceiling or wall and it is a simple and decorative alternative to illuminate many different rooms and halls.*






BOOGIE MINI C60




BOOGIE MINI FLEXO





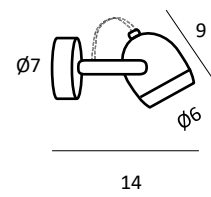


BOOGIE MINI S1

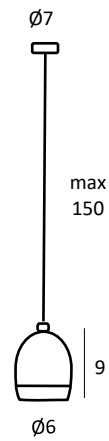




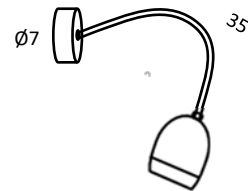
Boogie  
mini W1



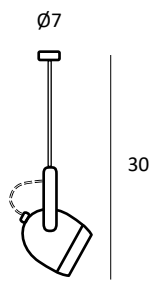
Boogie  
mini S1



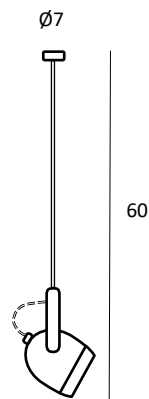
Boogie  
mini flexo



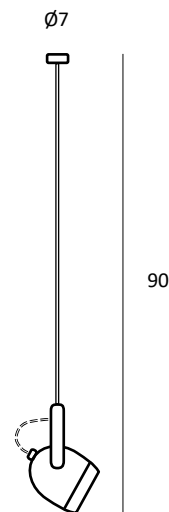
C30



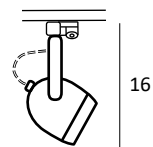
C60



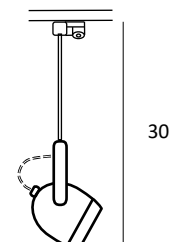
C90



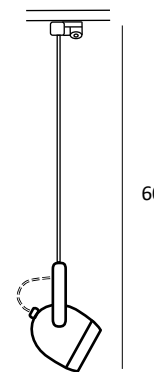
Track



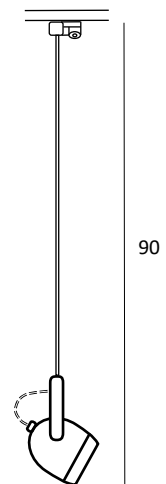
Track C30



Track C60



Track C90



Acabados (metal) · Finishes (metal)

-  blanco · white
-  negro · black
-  cromo · chrome
-  cobre · copper
-  oro · gold
-  blanco&cromo · white&chrome
-  negro&cromo · black&chrome
-  níquel&cromo · nickel&chrome

**BOOGIE MINI**

Material: metal · Cable de teflón recubierto de silicona. Luz directa · 1xGU10 LED 8W 3000K 120° · Bombilla incluida

Material: steel · Internal teflon cable silicone-coated · Direct light · 1xGU10 LED 8W 3000K 120° · Bulb included

Design · Pablo Romagosa

# BOOGIE GLASS



Colección de focos a partir del diseño del Boogie mini con difusor de cristal en forma de globo tres cuartos, con diámetro de 14cm y disponible en tres colores diferentes introduciendo el turquesa como novedad. La versión de suspensión también está disponible. La parte metálica se ofrece en cinco acabados y el cable en transparente

*Collection of spots based on Boogie mini standard design. The diffuser is made of glass, diameter 14cm three-quarter globe shape. It is available in three different colors, introducing turquoise as new. A suspension version is also available. The metal structure is offered in five colors with transparent cable.*





---

**Acabados (metal) · Finishes (metal)**

- blanco · *white*
- negro · *black*
- cromo · *chrome*
- cobre · *copper*
- oro · *gold*

---

**Acabados (cristal) · Finishes (glass)**

- satinado · *satin*
- ámbar · *amber*
- azul · *blue*

---

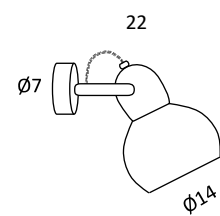
**BOOGIE GLASS**

Material: metal y cristal · E27 LED · Cristal: Ø14cm · Florón: Ø7cm · **Boogie Glass S1**: cable 150cm · Bombilla no incluida

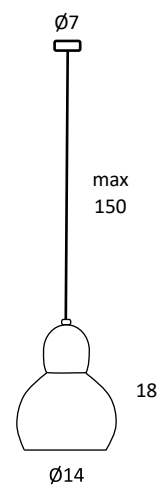
Material: metal and glass · E27 LED · Glass: Ø14 · Canopy: Ø7cm · **Boogie Glass S1**: cable 150cm · Bulb not included

Design · Pablo Romagosa

Boogie  
glass W1



Boogie  
glass S1



## 2160's



2160 AT7

Nueva versión del característico aplique "de camerino" rediseñando la placa posterior en forma triangular con una inclinación de 45°. Con este sencillo cambio, la eficacia de las bombillas es superior.

*New version of the characteristic wall lamp for dressing rooms redesigns a rear triangle plate with an inclination of 45 degrees. By this simple change, the efficiency of light bulbs is superior.*



2160 AT5



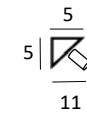
2160 A9



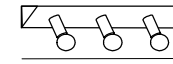
2160 A5



2160 A3

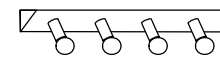


2160 AT3



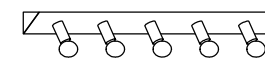
41

2160 AT4



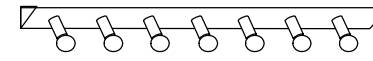
54

2160 AT5



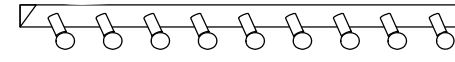
78

2160 AT7



112

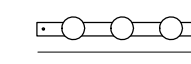
2160 AT9



145

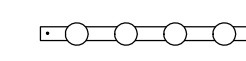


2160 A3



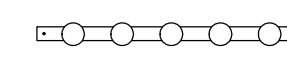
41

2160 A4



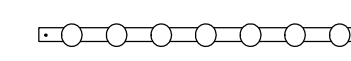
54

2160 A5



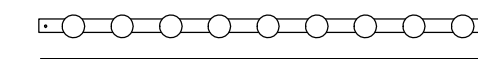
78

2160 A7



112

2160 A9



145

#### Acabados · Finishes

-  blanco · white
-  cromo · chrome
-  oro · gold

## 2160's

Material: metal (estructura) · **2160A3-AT3:** 3xE14 · **2160 A4-AT4:** 4xE14 · **2160 A5-AT5:** 5xE14 · **2160 A7-AT7:** 7xE14 · **2160 A9-AT9:** 9xE14 · Bombilla no incluida

Material: steel (structure) · **2160A3-AT3:** 3xE14 · **2160 A4-AT4:** 4xE14 · **2160 A5-AT5:** 5xE14 · **2160 A7-AT7:** 7xE14 · **2160 A9-AT9:** 9xE14 · Bulb not included

# LOKI

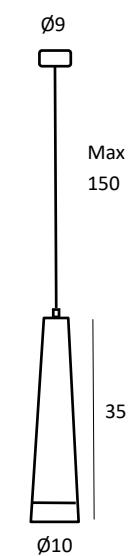


Colección de colgantes en tres acabados combinados con oro mate. Se compone de dos piezas metálicas adaptadas en forma cónica. La luminaria LED de tipo reflector se aloja en la parte inferior del modelo. Cable de suspensión forrado en seda color marrón.

*Collection of pendants available in several linear measures. The central piece consists of two fitted metallic sections: the socket is installed on the top piece, which is made of iron; the bottom houses a 10W LED bulb. reflector.*







**Acabados · Finishes**

- blanco · *white*
- negro · *black*
- marrón · *brown*

**LOKI**

Material: aluminio · E27 LED 12W · Bombilla incluida

Material: aluminium · E27 LED 12W · Bulb included

Design · Pablo Romagosa


# MUTE



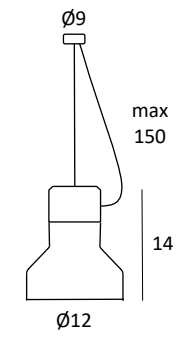
Colección de colgantes disponible en varias longitudes. La pieza central se compone de dos cuerpos metálicos encajados: en la parte superior, de hierro, está instalado el portalámparas; en la inferior, de aluminio, se aloja un reflector LED de 13W. Como un guante, la lámpara adquiere la forma de la bombilla quedando suspendido desde el centro por un tensor de acero y subiendo, desde el lateral, el cable de alimentación

*Collection of pendants available in several linear measures. The central piece consists of two fitted metallic sections: the socket is installed on the top piece, which is made of iron; the bottom, made of aluminum, houses a 13W LED reflector. Like a glove, the lamp takes the shape of the bulb, suspended from the center by a steel cable with the power cord going up the side.*





Mute S1



**Acabados (metal) · Finishes (metal)**

- ● blanco&níquel · *white&nickel*
- ● negro&níquel · *black&nickel*
- ● gris&cromo · *grey&chrome*

**MUTE**

Material: aluminio y hierro · E27 LED 13W ·  
Bombilla incluida

Material: aluminium and steel · E27 LED 13W ·  
Bulb included

Design · Cristian Vivanco

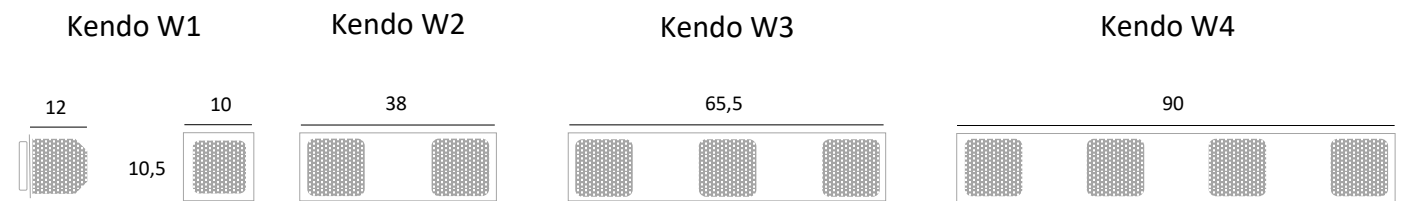
# KENDO



Apliques de varias medidas inspirados en el protector facial del Kendo, arte marcial japonés. El difusor es una sencilla plancha de hierro perforado instalada sobre la placa posterior mediante dos simples rieles sin necesidad de fijarla con ningún tipo de sujeción. Los apliques Kendo emiten una luz llamativa gracias a los múltiples orificios del difusor metálico perforado. Muy útiles por su versatilidad, resistencia y ligereza.

*Wall lamp of several measures inspired by the facial protection used in Kendo, a Japanese martial art. The diffuser is a simple perforated iron sheet mounted on the back-plate using two simple rails to fix it without any screws. Kendo sconces emit attractive light thanks to the many holes of the perforated metal diffuser. It is very useful for its versatility and its strength and lightness.*





**Acabados (metal) · Finishes (metal)**

- blanco · white
- cromo · chrome

**KENDO**

Material: metal (estructura) · **Kendo W1:** 1xG9 · **Kendo W2:** 2xG9 · **Kendo W3:** 3xG9 · **Kendo W4:** 4xG9 · LED · Bombilla no incluida

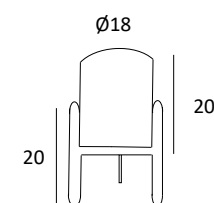
Material: steel (structure) · **Kendo W1:** 1xG9 · **Kendo W2:** 2xG9 · **Kendo W3:** 3xG9 · **Kendo W4:** 4xG9 · LED · Bulb not included

# LAMPADICA



Lámpara de sobremesa especialmente producida para el lobby del hotel Meliá Apolo de Barcelona. Su nombre es Lampadica y ha sido diseñada por el arquitecto Ramon Cortés. La estructura de la base y la pantalla puede variar en acabados, colores y medidas. El portalámparas E14 permite varios tipos de bombilla tanto en lumens, temperatura o potencia.

*Table lamp specially produced for the lobby of the Meliá Apolo Hotel (Barcelona). Designed by the architect Ramon Cortés. Its name is Lampadica. The base structure and the shade can be customized in colors, finishes and sizes. E14 socket permits many types of bulb in lumens, temperature or wattage.*



## Acabados (metal) · Finishes (metal)

● negro · black

## Acabados (pantalla) · Finishes (shade)

○ blanco · white

# LAMPADICA

Material: metal y tela · E27 LED · Bombilla no incluida

*Material: metal and fabric · E27 LED · Bulb not included*

Design · Ramon Cortés

# FACTORY



Aplique de pared ajustable con tres rótulas dentadas. La colección Factory renuncia a complementos ornamentales por una atención en la funcionalidad. De estética industrial, la versatilidad de la pieza se incrementa con un brazo individual o doble de 50+25cm. Su diseño se reduce a su utilidad. Interior de la pantalla en blanco reflectante.

*Adjustable wall lamp with three swivels. The Factory collection forgoes unnecessary add-ons, drawing our attention instead to the light's unimpaired functionality. The wall-mounted lamp's flexibility is increased by single or double 50+25cm long two arms. Reduced aesthetics and unencumbered usefulness make this a modern design object.*





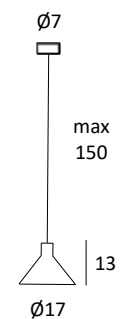




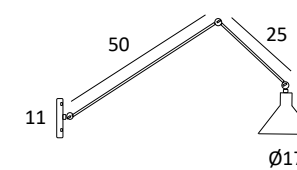
FACTORY W2 DOBLE



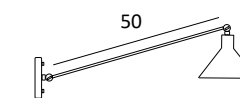
Factory S18



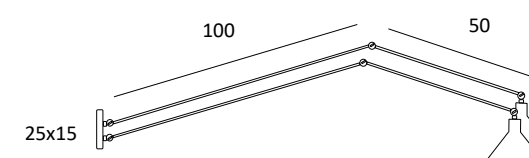
Factory W2



Factory W1



Factory W2 Doble



**Acabados (metal) · Finishes (metal)**

- blanco · white
- negro · black
- níquel · nickel
- cobre · copper
- oro · gold

**FACTORY**

Material: metal · Acabados: blanco, negro, níquel satinado, oro o cobre · Placa de la pared: 11x11cm · 1xE14 LED · Bombilla no incluida

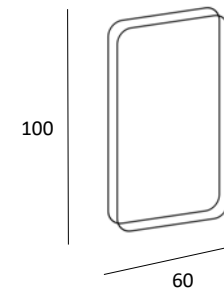
Material: steel · Finishes: white, black, satin nickel, copper or gold · Wall plate: 11x11cm · 1xE14 LED · Bulb not included

# SPIEGEL



Espejo retroiluminado con un marco especial de 6cm de profundidad disponible en acabado negro o pintura oro satinado (RAL1036). La estética del marco le proporciona un tira de led de 9,2W 2700K IP65 recorre toda la estructura trasera situada interiormente a 2 cm del marco. La estética art decó del marco proporciona a la pieza un elemento cualitativo apto para instalar en todo tipo de espacios y proyectos decorativos, tanto públicos (bares, restaurantes, hoteles, etc.) como privados. El espesor del cristal es de 4mm.

*Backlit mirror with a unique 6cm deep frame, available in black finish or satin gold paint (RAL1036). A 9.2W 2700K IP65 led strip runs around the entire rear structure, set on the interior, 2 cm from the frame. The art deco aesthetic of the frame provides the piece with a qualitative element suitable for installation in all types of spaces and decorative projects, both public (bars, restaurants, hotels, etc.) and private. The glass has a thickness of 4mm*



## Acabados (metal) · Finishes (metal)

- negro · black
- oro · gold

## Acabados (cristal) · Finishes (glass)

- transparente · clear

## SPIEGEL

Material: metal y cristal · LED 9,6W 2700K ·  
Profundidad: 6cm

Material: metal and glass · LED 9,6W 2700K  
· Depth: 6cm

# COOPER



COOPER S

Cooper es una pantalla de aluminio combinada con un perfil metálico que sujeta un cristal difusor. En su interior, se aloja una bombilla fluorescente circular que emite una luz muy equilibrada y potente gracias a la pintura reflectante del interior. A través del cristal, se percibe tan solo el halo de luz redondo de forma difuminada.


*Cooper is a big shade made in aluminium combined with a metal ring that holds a glass diffuser. Inside, it houses a circular fluorescent bulb that emits a very balanced and powerful light thanks to the white reflective paint inside. Through the glass, the light is perceived as a round and blurred halo*



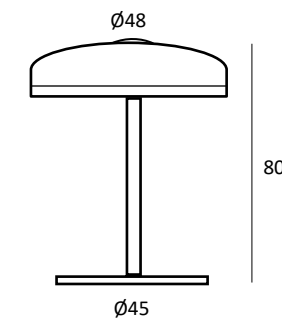
COOPER F



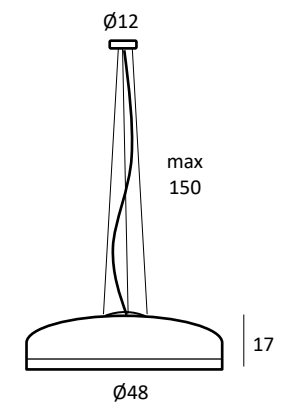
Cooper F



Cooper T



Cooper S



**Acabados · Finishes**

- blanco · white
- negro · black

**COOPER**

Material: aluminio y cristal satinado (difusor) · Acabados: blanco&cromo o negro&cromo · Tres cables de acero de suspensión · G10T9 40W or LED 4x9W · Bombilla incluida

Material: aluminium and satin glass (diffuser) · Finishes: white&chrome or black&chrome · Three steel suspension cables · G10T9 40W or LED 4x9W · Bulb included


Design · Pablo Romagosa

# MAURO

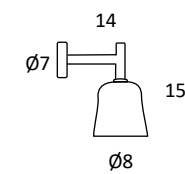


Aunque no lo parezca, Mauro es una pieza de vidrio. Un cristal decorado que reproduce la textura del lino. Para ello, se tiñe de plata el interior y se pinta de gris el exterior usando la técnica del moteado. Con luz, el resultado es sorprendente: surgen, como si fueran reales, todas las fibras del lino entretejidas.

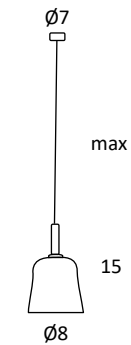
*Believe it or not, Mauro is a piece of glass, a decorated crystal that reproduces the texture of linen. To this end, the interior is silver stained and outside it is painted in grey using the technique of scab. With light, the result is striking: they arise, as if they were real, all woven flax fibres. Mauro is like a bell of grey rags.*



Mauro W1



Mauro S1




## MAURO

Material: metal y cristal · Acabado: níquel satinado (metal); gris (cristal) · G9 LED · Bombilla no incluida

Material: metal and glass · Finish: satin nickel (metal); grey (glass) · G9 LED · Bulb not included

# MONOCLE




MONOCLE C1

Monocle es un foco con una pieza de cristal con forma de aro circundante insertada justo en la salida del haz de luz. La posición de la bombilla está retrasada y semi oculta dentro de la parte metálica. El efecto es una luz que se propaga y se manifiesta de manera brillante a través del cristal. El ensamblaje de los dos materiales -metal y cristal- se ha logrado de una forma eficaz, limpia, sin uniones o juntas externas. Es una combinación de materiales y también cromática gracias a la disponibilidad del cristal en tres colores diferentes de tonos suaves, frescos y actuales. Una doble rótula permite que el ángulo de acción del modelo sea completo. Su aplicación puede ser tanto de pared como de techo.

*Monocle is a spotlight that is comprised of a ring of glass mounted to the outer edge of a main metal shaft. The bulb is set back into and partially hidden within the shaft. The effect is a light that beams brightly through the glass. The assembly of the two materials – metal and glass – has been achieved in a clean efficient way, without external joints or connections. It is a combination not only of materials, but also of colours, as the glass is available in three soft, fresh and contemporary shades. A double-jointed hinge allows for complete angular movement. It can be used for either ceiling or wall.*

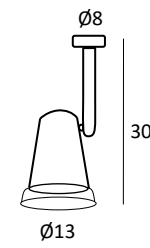




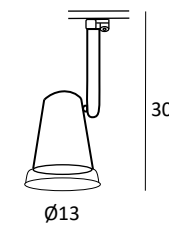




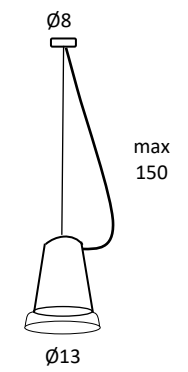
Monocle W1



Monocle Track






Monocle S1



---

**Acabados (cristal) · Finishes (glass)**

-  transparente · *clear*
-  fumé · *smoked*
-  ámbar · *amber*

---

## MONOCLE

Material: metal y cristal · Acabado (metal): blanco ·  
E27 LED 12W · Bombilla incluida

Material: metal and glass · Finish (metal): white ·  
E27 LED 12W · Bulb included

# CITY



Los modelos de serie City se basan en un difusor metálico que expande la luz de manera vertical a través de unos cristales curvados de aspecto satinado. La serie está compuesta por dos lámparas de techo suspendidas muy adecuadas para iluminar mesas de comedor o trabajo, y tres apliques de pared, diseñados especialmente para ubicar en espejos, pasillos o dormitorios. Disponible en dos acabados: nickel & cromo o blanco.


*City models are based on a metal diffuser that spreads the light vertically through a curved glossy glass . The series consists of two suspended ceiling lights very suitable to illuminate dining or work tables , and three wall lights, specially designed to place over mirrors, in hallways or in bedrooms. Available in two finishes: nickel & chrome or white.*



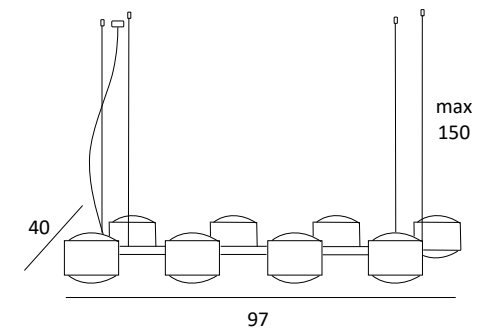
CITY S8



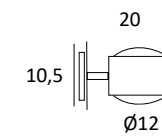
CITY W3



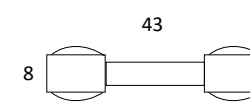
City S8



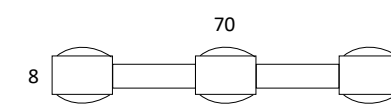
City W1



City W2



City W3



**Acabados · Finishes**

- blanco · white
- níquel & cromo · nickel & chrome

**CITY**

Material: metal (estructura) y cristal curvado satinado (difusor) · **W1:** 1xG9 · **W3:** 3xG9 · **S6:** 6xG9 · **S8:** 8xG9 · LED · Bombilla no incluida

Material: steel (structure) and satin curved glass (diffuser) · **W1:** 1xG9 · **W3:** 3xG9 · **S6:** 6xG9 · **S8:** 8xG9 · LED · Bulb not included

# EAU de T.



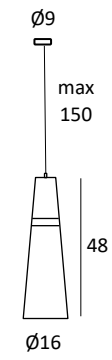
Eau de T. está formada por tres piezas que recuerdan un frasco de colonia. El tapón superior de acero satinado, negro o blanco; el aro central cromado; y el recipiente, de vidrio transparente. Es una serie de colgantes de cristal cónico soplados a mano concebidos para iluminar directamente puntos de luz concretos y también para adaptarse estéticamente a cualquier entorno de una forma sobria y elegante.

*Eau de T. remains a bottle of cologne: the top in satin nickel, black or white, the central ring in chrome, and the glass bottle in transparent. It is a series of conical glass pendants designed to illuminate specific points directly and also to fit aesthetically into any environment in a sober and elegant way.*

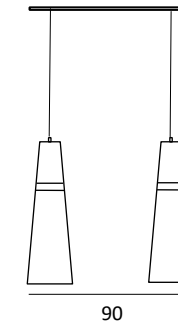




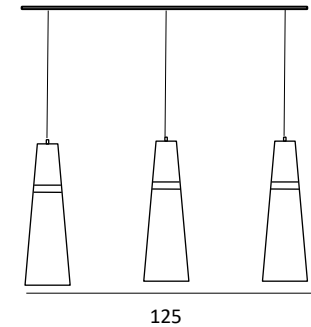
Eau de T. S1




Eau de T. S2



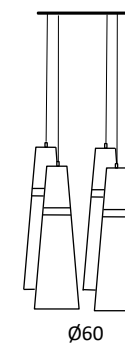
Eau de T. S3



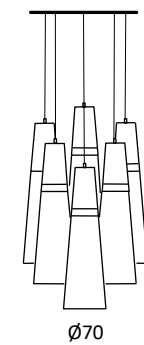
SC3



SC4




SC6



---

**Acabados (cristal) · Finishes (glass)**

 transparente · clear

---

**EAU de T.**

Material: metal y cristal · Acabado (metal): níquel & cromo ·  
E27 LED · Bombilla no incluida

Material: metal and glass · Finish (metal): nickel & chrome ·  
E27 LED · Bulb not included

Design · Pablo Romagosa

## 2121's



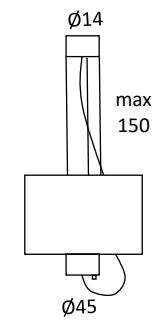
Colección de lámparas con pantallas disponibles en tres colores: blanco, negro o rojo. Concebida para uso doméstico y proyectos donde se requiere uniformidad estética. Destacan los plafones por su gran versatilidad.

*Collection of lamps with shades available in three colours: white, black or red. Designed for home use and projects where aesthetic uniformity is required. The application for ceiling is highly recommended for its versatility in any place.*

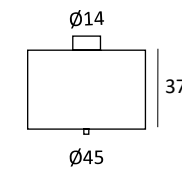




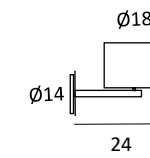
2121-3



2130-3



2126-1



**Pantalla · Lampshade**

- blanco · white
- rojo · red
- negro · black

**2121's**

Material: metal (estructura) y tela chintz (pantalla) · Acabados: níquel satinado o blanco (metal) · **2121-3** (suspensión): Florón Ø14cm · 3xE27 LED 12W · Regulador incorporado · **2130-3** (plafón): 3xE27 LED 12W · Difusor de cristal · Florón Ø14cm · **2126-1** (applique): 1xG9 LED 8W · Placa Ø13,5cm · Bombilla no incluida

Material: steel (structure) and fabric chintz (shade) · Finishes: satin nickel or white (steel) · **2121-3** (suspension): Canopy Ø14cm · 3xE27 LED 12W · Dimmer · **2130-3** (ceiling): 3xE27 LED 12W · Glass diffuser · Canopy Ø14cm · **2126-1** (wall): 1xG9 LED 8W · Wall plate Ø13,5cm · Bulb not included



# 2098's



2098 R150 ESPECIAL

Serie de pantallas de distintas medidas y formas. Además de los colores habituales (beige plisado y beige liso), desde ahora están disponibles también el blanco plisado, blanco liso, negro liso y el nuevo estampado "damasco": un tejido floreado de tonos grises y sobrios. La colección se ha ampliado con aplicaciones de sobremesa en dos medidas y un pie de suelo. Para proyectos, se realizan medidas y colores especiales.

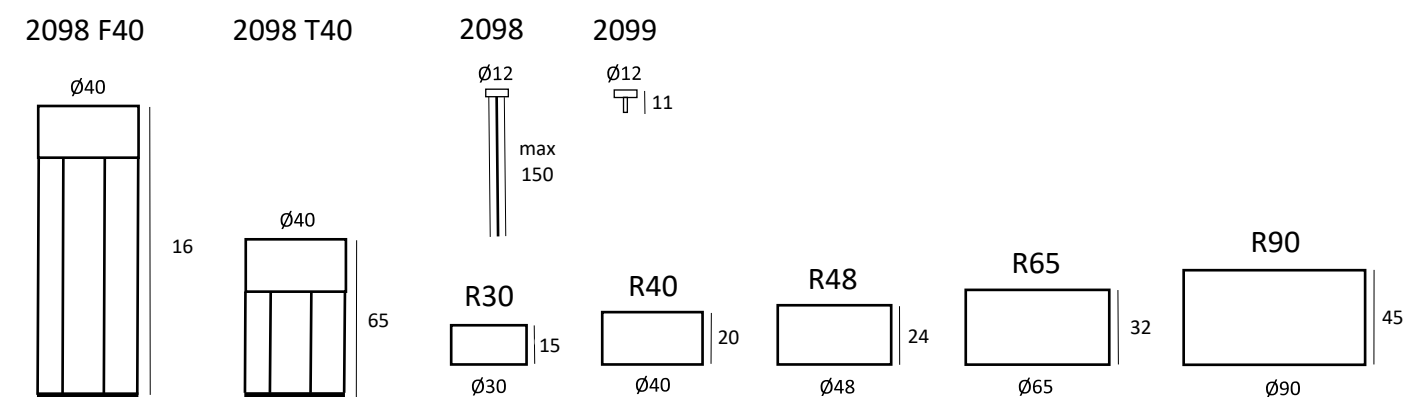
*Series of shades with several sizes and shapes. Besides the usual colours (pleated beige and smooth beige) now they are also available in pleated white, smooth white, smooth black and the new pattern "damask": a grey and sober flowered fabric. The collection has expanded with applications in two sizes for table and one for floor. Special measures and colours can be made for projects.*



2098 R90



2098 F40



**Pantalla · Lampshade**

-  blanco · *white*
-  beige · *beige*
-  beige plisado · *pleated beige*
-  rojo · *red*
-  negro · *black*

**2098's**

Material: metal (estructura) y tela chintz (pantalla) ·  
 Acabados: níquel satinado (metal); blanco, rojo, negro, beige liso, beige plisado (pantalla) · Florón:  
 Ø12cm · Difusor de PVC · **R30:** 1xE27 · **R40:** 1xE27 ·  
**R48:** 3xE27 · **R65:** 3xE27 · **R90:** 5xE27 · **R120:** 7xE27 ·  
 Bombilla no incluida

Material: steel (structure) and fabric chintz (shade) · Finish-  
 es: satin nickel (steel); white, red, black, plain beige, pleated  
 beige (shade) · Canopy: Ø12cm · PVC diffuser · **R30:** 1xE27 ·  
**R40:** 1xE27 · **R48:** 3xE27 · **R65:** 3xE27 · **R90:** 5xE27 · Bulb  
 not included

[www.luzdifusion.com](http://www.luzdifusion.com)

# LUZ

DIFUSION

Berti Barcelona S.L.  
Lope de Vega 29  
08191 Rubí (Barcelona) SPAIN  
T. +34-936970088  
[www.luzdifusion.com](http://www.luzdifusion.com)  
[export@luzdifusion.com](mailto:export@luzdifusion.com)